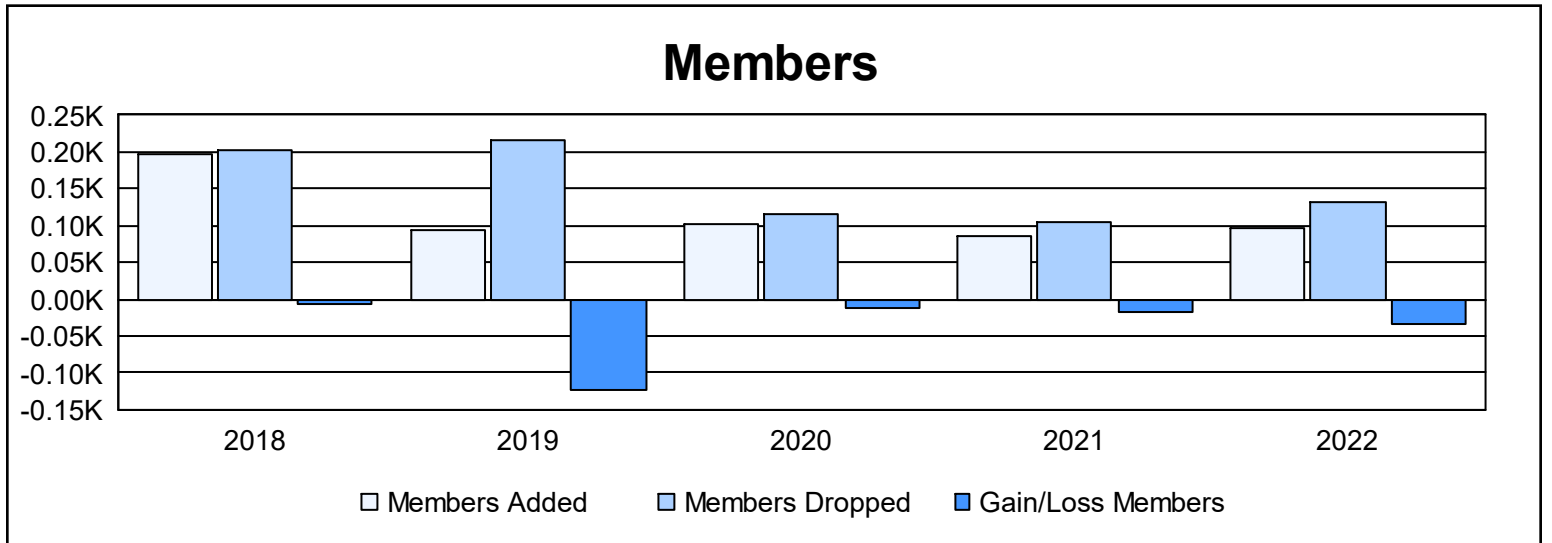
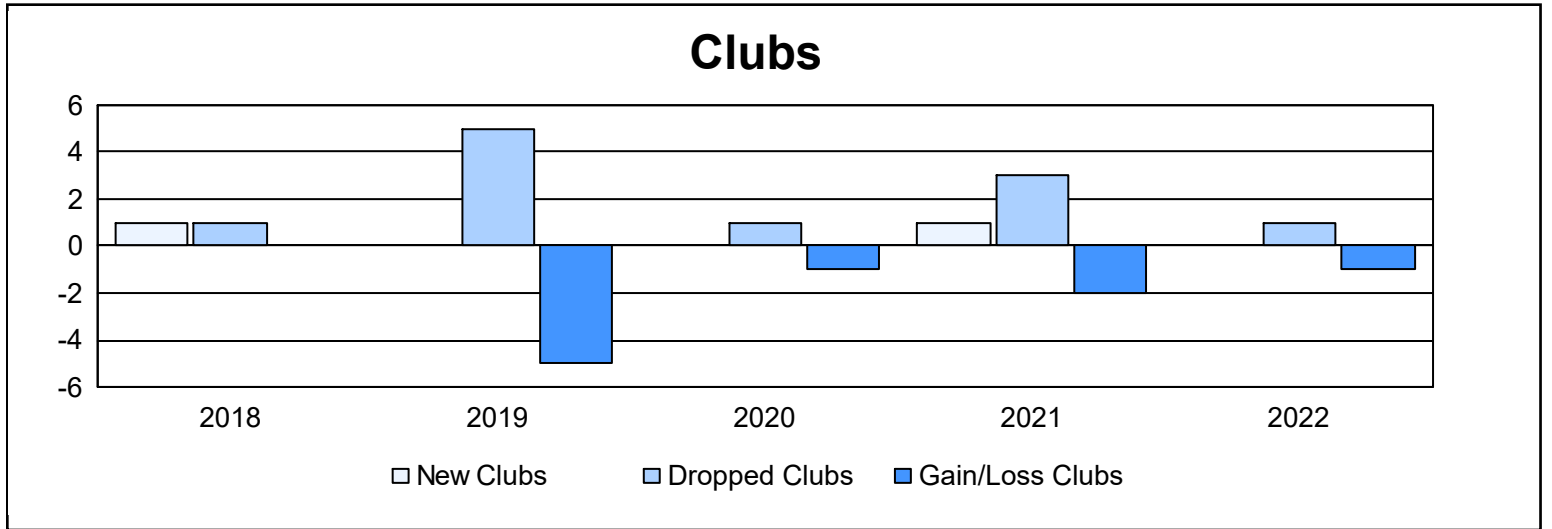
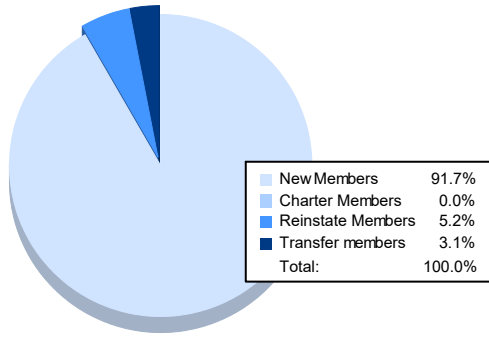


Year	New Clubs	Dropped Clubs	Gain/ Loss Clubs	New Members	Charter Members	Reinstate Members	Transfer Members	Total Member Added	Total Members Dropped	Gain/ Loss Members
2017-2018	1	1	0	151	32	2	11	196	203	-7
2018-2019	0	5	-5	81	1	4	7	93	216	-123
2019-2020	0	1	-1	80	1	16	6	103	115	-12
2020-2021	1	3	-2	59	20	5	3	87	104	-17
2021-2022	0	1	-1	88	0	5	3	96	131	-35
<b>Average</b>	<b>0</b>	<b>2</b>	<b>-2</b>	<b>92</b>	<b>11</b>	<b>6</b>	<b>6</b>	<b>115</b>	<b>154</b>	<b>-39</b>



### Membership Composition June 2022 Cumulative



### Gender Composition June 2022 Cumulative

